



District Report Card: 2017


State: Nagaland	District: Longleng
Class: 8	Subject: Mathematics
Schools: 13	Students: 186


Participation/Coverage


Students

<div>GENDER</div> <div></div>	Boys				Girls			
	Number		%		Number		%	
	84		45.16		102		54.84	

<div>AREA</div> <div></div>	Rural				Urban			
	Number		%		Number		%	
	90		48.39		96		51.61	

<div>CATEGORY</div> <div></div>	SC		ST		OBC		GEN	
	Number	%	Number	%	Number	%	Number	%
	0	0.00	186	100.00	0	0.00	0	0.00

<div>CWSN</div> <div></div>	LD	VI	HI	S&LD	ID	Oth
	0	0	0	1	0	0

<div>Management</div> <div></div>	Government			Government-aided		
	Number		%	Number		%
	186		100.00	0		0.00

Average Performance of Students in Mathematics (%)

Overall	Gender		Area		Management		Social Group			
	Male	Female	Rural	Urban	Govt.	Aided	SC	ST	OBC	GEN
28.92	27.06	30.46	29.33	28.54	28.92	0.00	0.00	28.92	0.00	0.00

Performance on Learning Outcomes (LOs)

Learning Outcomes	Description	Average Performance(%)
M601	Solves problems involving large numbers by applying appropriate operations	32.97
M606	Solves problems on daily life situations involving addition and subtraction of fractions / decimals	15.38
M620	Finds out the perimeter and area of rectangular objects in the surroundings like floor of the class room, surfaces of a chalk box etc.	24.91
M621	Arranges given/collected information in the form of table, pictograph and bar graph and interprets them	31.87
M702	Interprets the division and multiplication of fractions	26.34
M705	Solves problems related to daily life situations involving rational numbers	41.94
M706	Uses exponential form of numbers to simplify problems involving multiplication and division of large numbers	26.32
M707	Adds/subtracts algebraic expressions	31.18
M710	Solves problems related to conversion of percentage to fraction and decimal and vice versa	24.21
M717	Finds out approximate area of closed shapes by using unit square grid/graph sheet	29.67
M719	Finds various representative values for simple data from her/his daily life contexts like mean, median and mode	30.69
M721	Interprets data using bar graph	22.11
M801	Generalizes properties of addition, subtraction, multiplication and division of rational numbers through patterns	29.47
M802	Finds rational numbers between two given rational numbers	21.05
M803	Proves divisibility rules of 2, 3, 4, 5, 6, 9 and 11	37.36
M804	Finds squares, cubes, square roots and cube roots of numbers using different methods	26.32
M808	Uses various algebraic identities in solving problems of daily life	40.00
M812	Verifies properties of parallelogram and establishes the relationship between them through reasoning	10.47
M818	Finds surface area and volume of cuboidal and cylindrical object	33.68
M819	Draws and interprets bar charts and pie charts	50.00

Range of Performance of Students who Answered Correctly							
Below 30%		30% - 50%		50% - 75%		Above 75%	
Number	%	Number	%	Number	%	Number	%
110	59.14	68	36.56	8	4.30	0	0.00

Lowest Performing Learning Outcomes (LOs)

- 1 - Verifies properties of parallelogram and establishes the relationship between them through reasoning (10.47)
- 2 - Solves problems on daily life situations involving addition and subtraction of fractions / decimals (15.38)
- 3 - Finds rational numbers between two given rational numbers (21.05)

4 - Interprets data using bar graph (22.11)

5 - Solves problems related to conversion of percentage to fraction and decimal and vice versa (24.21)